

Paloma Sofa



Product information

Visit furninova.com for additional products, catalogues and information.

furninova[®]

Paloma Sofa

Drawings

Configuration



4-Seater
W • D • H* 228x76x75 cm
Seat Height • Seat Depth : 46x55 cm
1.14 m³ Weight: 47 kg Legs: 4



3-Seater
W • D • H* 198x76x75 cm
Seat Height • Seat Depth : 46x55 cm
0.99 m³ Weight: 40 kg Legs: 4



2-Seater
W • D • H* 168x76x75 cm
Seat Height • Seat Depth : 46x55 cm
0.85 m³ Weight: 36 kg Legs: 4



Armchair
W • D • H* 73x76x72 cm
Seat Height • Seat Depth : 41x53 cm
0.37 m³ Weight: 16 kg Legs: 4



Armchair Mix
W • D • H* 73x76x72 cm
Seat Height • Seat Depth : 41x53 cm
0.37 m³ Weight: 16 kg Legs: 4

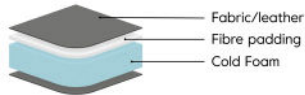
*Note that the dimensions may differ +/-3% depending on upholstery and combination.

Comfort



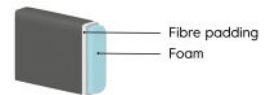
Foam firm (Comfort C1)

Seat
Cold foam covered with fibre padding.



Back

The inner core is cold foam covered with fibre padding.



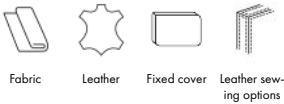
Not possible to choose following:

Leathers
Golf, Naturelle and Bergamo.

Leg options



Upholstery



Metal legs

