

Setup Day




























Product information

Visit furninova.com for additional products, catalogues and information.

furninova[®]

Setup Day

Drawings	Configuration	Drawings	Configuration
	Armrest Bolt W • D • H* 38x90x54 cm 0.25 m ³ Weight: 14 kg Legs: 2		2,5-Module Bed (120 mix) W • D • H* 136x93x83 cm Seat Height • Seat Depth : 45x50 cm 0.86 m ³ Weight: 47 kg
	Armrest Core W • D • H* 22x90x57 cm 0.13 m ³ Weight: 11 kg Legs: 2		3-Module (2 Divided) W • D • H* 171x93x83 cm Seat Height • Seat Depth : 45x50 cm 1.08 m ³ Weight: 51 kg
	Armrest Cape W • D • H* 24x90x64 cm 0.14 m ³ Weight: 13 kg Legs: 2		3-Module (3 Divided) W • D • H* 171x93x83 cm Seat Height • Seat Depth : 45x50 cm 1.08 m ³ Weight: 51 kg
	Armrest Easy W • D • H* 18x89x60 cm 0.13 m ³ Weight: 10 kg Legs: 2		Chl-Module W • D • H* 68x165x83 cm Seat Height • Seat Depth : 45x120 cm 0.73 m ³ Weight: 31 kg Legs: 4
	Armrest Edge W • D • H* 21x89x60 cm 0.15 m ³ Weight: 12 kg Legs: 2		Divan-Module L/R W • D • H* 96x200x83 cm Seat Height • Seat Depth : 45x50 cm 1.26 m ³ Weight: 60 kg Legs: 4
	Armrest Slim W • D • H* 19x90x64 cm 0.14 m ³ Weight: 10 kg Legs: 2		Divan-Module with storage L/R W • D • H* 96x200x83 cm Seat Height • Seat Depth : 45x50 cm 1.26 m ³ Weight: 66 kg Legs: 4
	Armrest Woo W • D • H* 19x90x62 cm 0.12 m ³ Weight: 10 kg Legs: 2		Corner-Module 45° W • D • H* 83x86x83 cm Seat Height • Seat Depth : 45x50 cm 0.49 m ³ Weight: 20 kg Legs: 3
	Armrest Hide W • D • H* 5x89x64 cm 0.05 m ³ Weight: 8 kg Legs: 2		Corner-Module 90° W • D • H* 90x90x83 cm Seat Height • Seat Depth : 45x50 cm 0.58 m ³ Weight: 33 kg Legs: 4
	1-Module W • D • H* 57x93x83 cm Seat Height • Seat Depth : 45x50 cm 0.36 m ³ Weight: 17 kg		Corner-Module Round W • D • H* 110x110x83 cm Seat Height • Seat Depth : 45x50 cm 0.85 m ³ Weight: 42 kg Legs: 4
	1,5-Module W • D • H* 87x93x83 cm Seat Height • Seat Depth : 45x50 cm 0.55 m ³ Weight: 25 kg		Corner-Module Multi L/R W • D • H* 121x132x83 cm Seat Height • Seat Depth : 45x50 cm 1.19 m ³ Weight: 45 kg Legs: 2
	2-Module W • D • H* 115x93x83 cm Seat Height • Seat Depth : 45x50 cm 0.72 m ³ Weight: 37 kg		Curved 2-Module W • D • H* 179x118x83 cm Seat Height • Seat Depth : 45x50 cm 1.54 m ³ Weight: 47 kg Legs: 5
	2,5-Module W • D • H* 136x93x83 cm Seat Height • Seat Depth : 45x50 cm 0.86 m ³ Weight: 43 kg		Footstool No.18 W • D • H* 62x62x42 cm 0.18 m ³ Weight: 16 kg Legs: 4
			Footstool No.19 W • D • H* 75x62x42 cm 0.18 m ³ Weight: 16 kg Legs: 4

*Note that the dimensions may differ +/-3% depending on upholstery and combination.

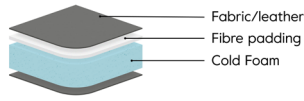
Setup Day

Comfort

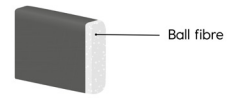


Foam soft (Comfort EU)

Seat
Cold foam covered with fibre padding.

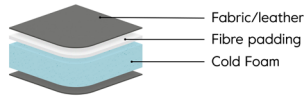


Back
Siliconized ball fibre.

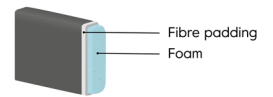


Foam firm (Comfort C1)

Seat
Cold foam covered with fibre padding.



Back
The inner core is cold foam covered with fibre padding.



Options

Back cushion Low
Sizes according to dimensions list.

Back cushion High
Back cushion height +5cm.



Neckrest No 8


Available widths: 52, 62, 82 cm.



Bed mechanisms and sizes

Mixotoile system
Tubular frame with 4 wooden slats. 6 cm thick cold-foam mattress. 120 Mix: 113x180 cm

Leg options



Aluminium legs only for armrest Bolt, Core and Edge.

Upholstery



Fabric



Leather



Fixed cover



Leather sewing options



Piping

